

2014 -2015 Student Statistics Report

SNAPSHOT FINDINGS

In 2015 in Australia the number of **commencing medical students** (domestic and international) has plateaued at 3777. This compares with 3737 in 2014 and predicted commencements of 3768 in 2016.

In 2015 7.2% of Australian Domestic commencing students are full fee paying. This is an increase from previous years (6.7% in 2014 and 4.3% in 2010).

In 2014 23.0% (718) of Australian domestic graduates were bonded either through the Bonded Medical Places (BMP) or Medical Rural Bonded Scholarship (MRBS) to work in areas of workforce shortage.

In 2015 Australia is **predicted to graduate** 3649 doctors (3128 domestic and 521 international). Based on previous trends we would expect a 1-3% attrition rate in the final year of study to actual graduation.

From 2016-2018, we can expect between 3700-3800 **Australian graduates** per year (assuming no attrition).

In 2014 **34.3%** of Australian domestic graduates **came from NSW/ACT medical schools** followed by Queensland with **23.2%**. There is an expected **decline** of graduates **coming from NSW medical schools** from 2014-2018 of approximately **2%**, whilst inversely there is an expected **1-2% increase** of graduates coming from **VIC medical schools**.

In 2015 New Zealand is **predicted to graduate** 444 doctors (418 domestic and 26 international).

In 2014, **35 Indigenous doctors** graduated from medical programs in Australia, an **increase of 45.8%** from the previous year. This compares with **34 Maori graduate doctors** from New Zealand schools in 2014 (which had similar numbers in 2013).

In 2015, in Australia, a further **65 Australian Indigenous students** enrolled in **year one** of medicine, which is **2%** of all commencing Australian medical students. This compares with **75 Maori students (13.7% of all commencing medical students)** in New Zealand schools.

There has been a slight increase in the **% of female** Australian graduates, from 50% in 2013 to **51% in 2014**.

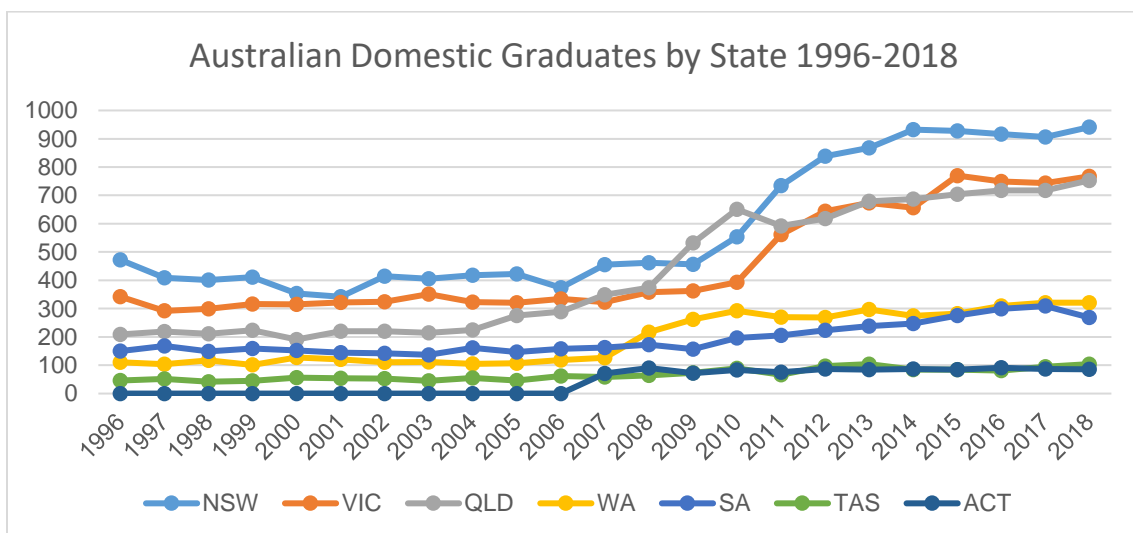
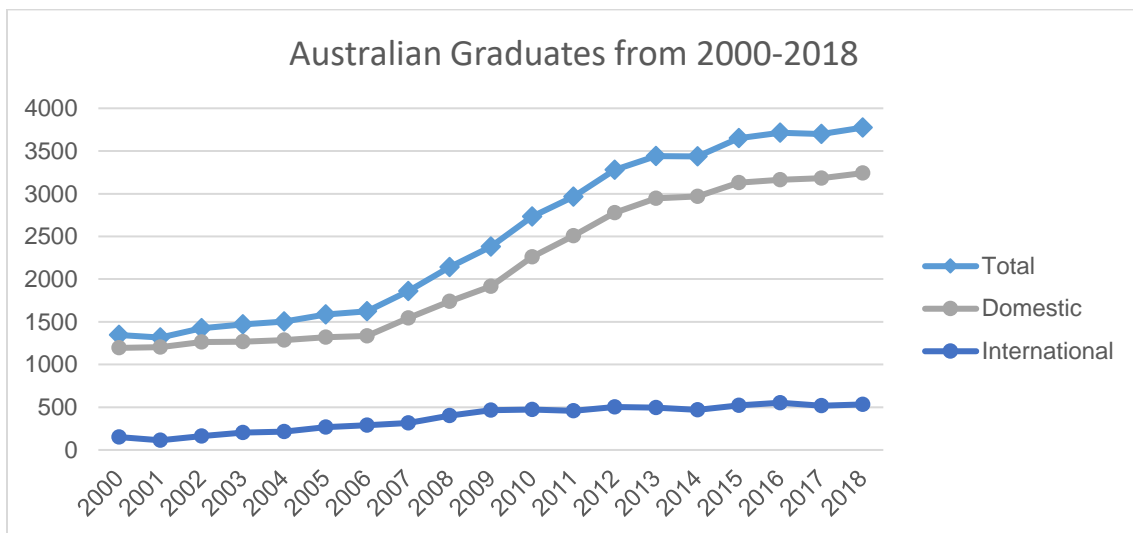
In 2015 in Australia 51.4% of **commencing** medical students were female compared with 54.5% of commencing female medical students in New Zealand schools.

In 2015 there were 1,019 **international students** studying in Australian medical programs in **offshore campuses**. This makes up 28.7% of the total number of international students.

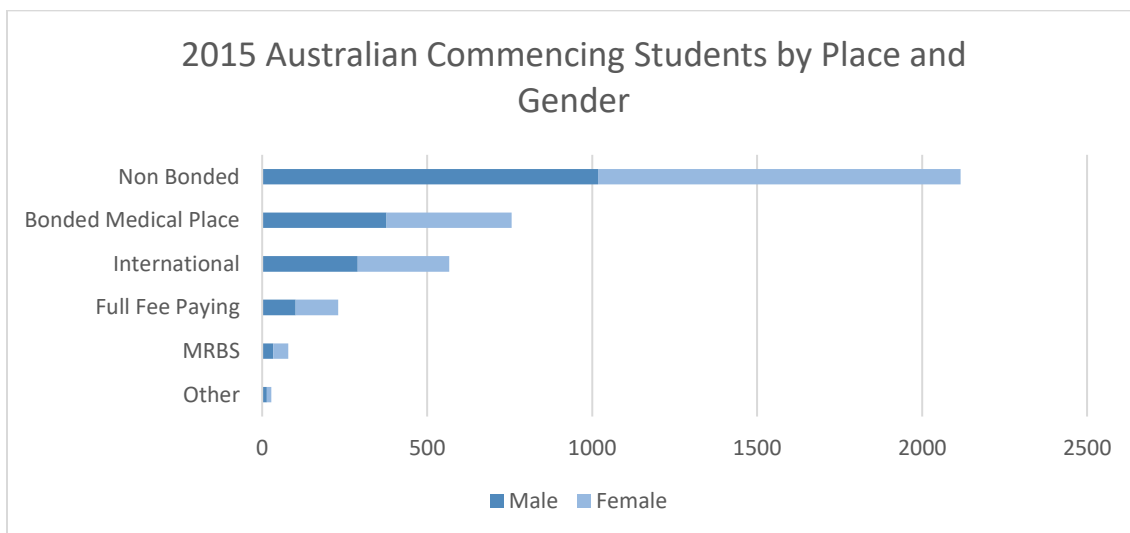
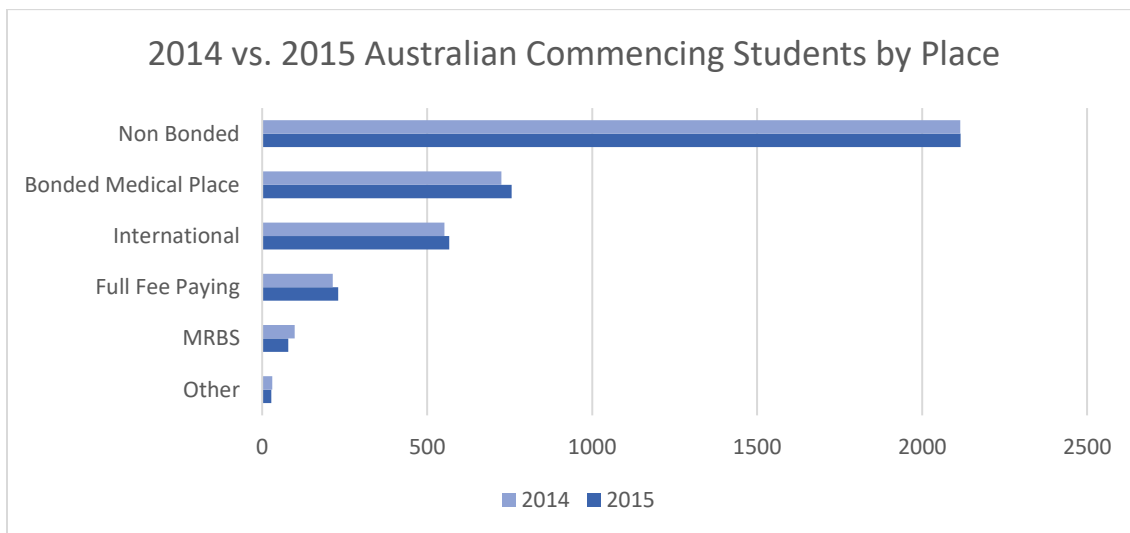
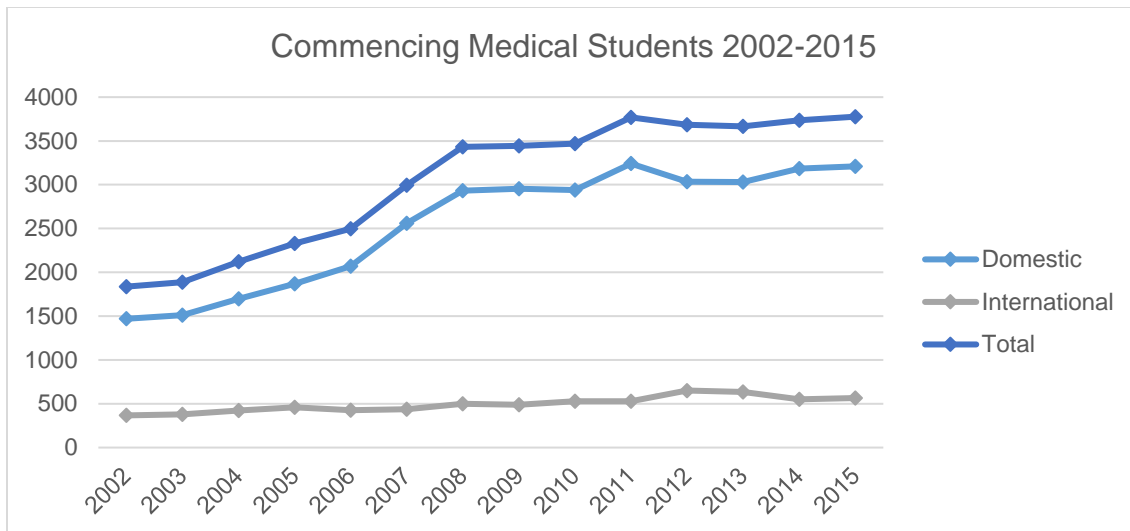
DETAILED RESULTS

Graduating Medical Students by Year (predicted from 2015 onwards)

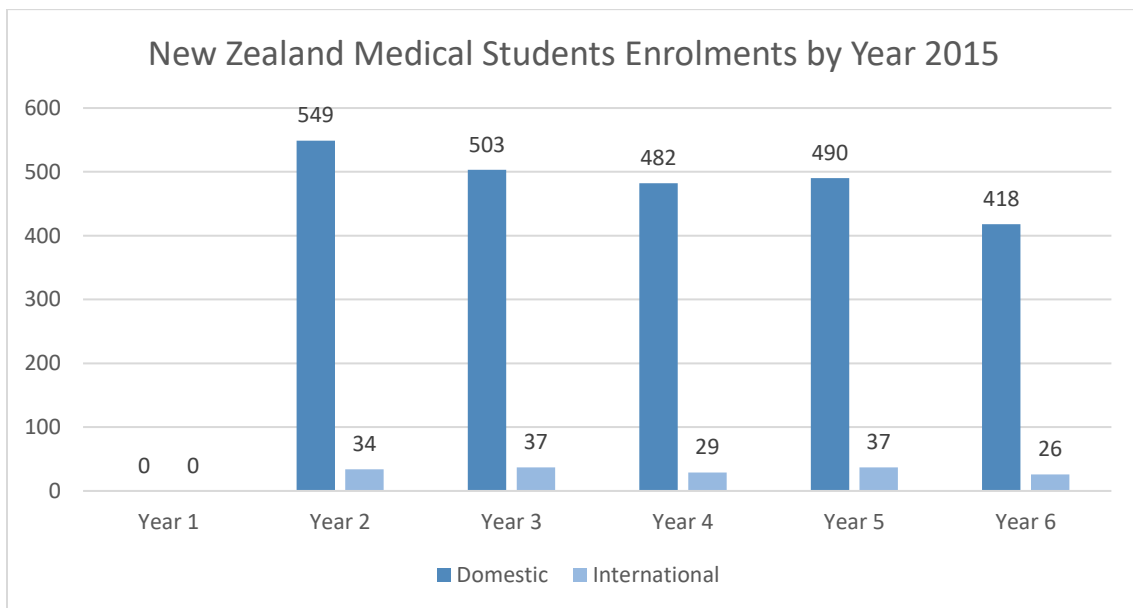
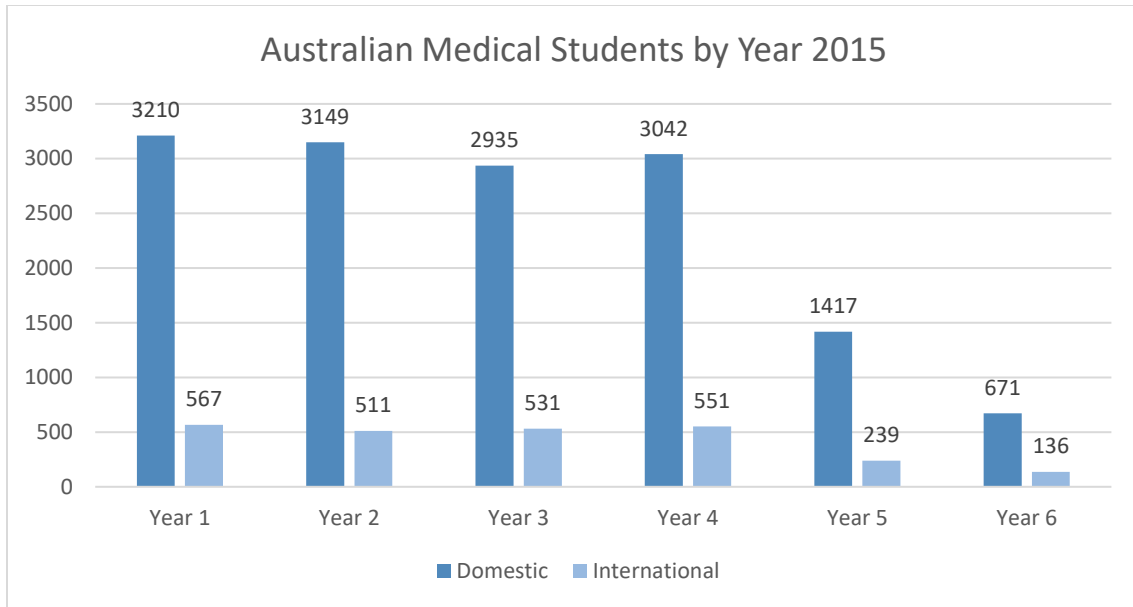
		2008	2009	2010	2011	2012	2013	2014	2015	2016	2017	2018
AUS	Domestic	1738	1915	2259	2507	2777	2944	2968	3128	3162	3180	3241
	International	401	465	474	457	504	497	469	521	553	518	533
	TOTAL AUS	2139	2380	2733	2964	3281	3441	3437	3649	3715	3698	3774
NZ	Domestic	306	321	306	335	334	381	396	418	490	482	503
	International	52	43	78	75	34	54	32	26	37	29	37
	Total NZ	361	364	384	410	368	435	428	444	527	511	540



Commencing Medical Students by Year

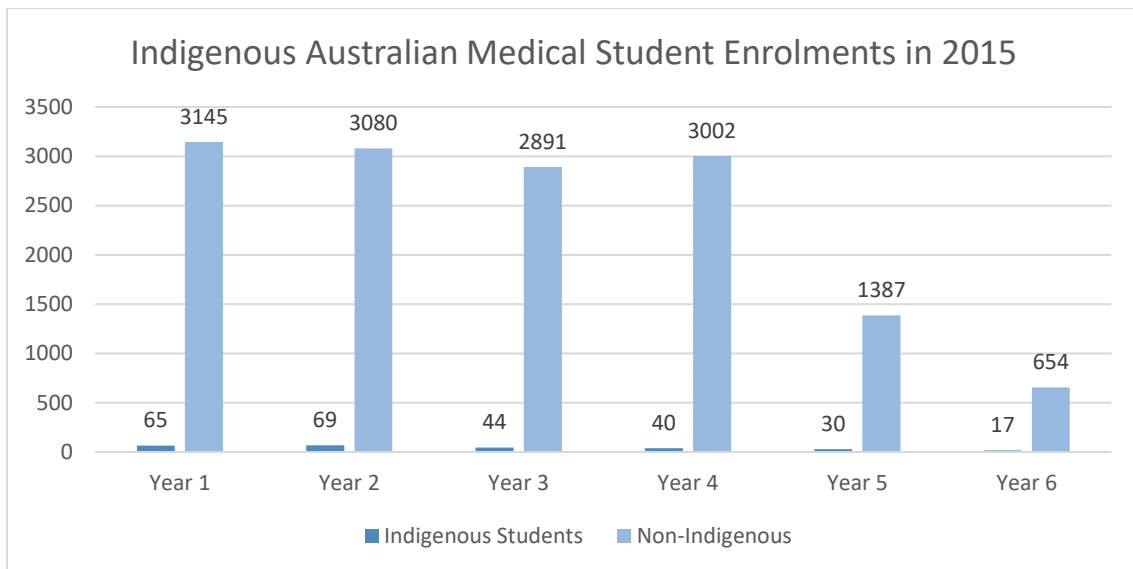
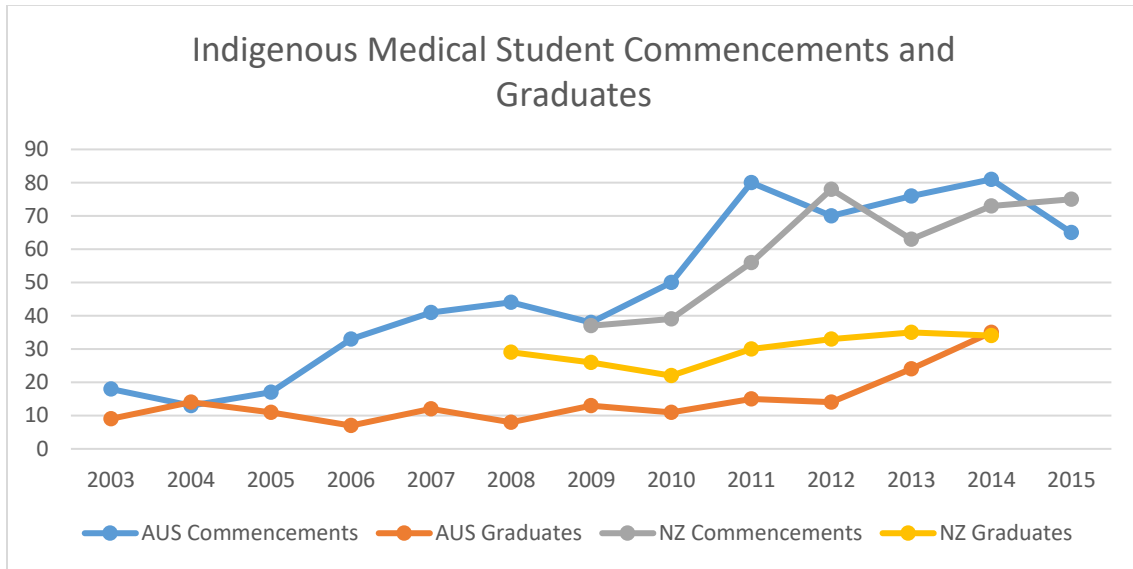


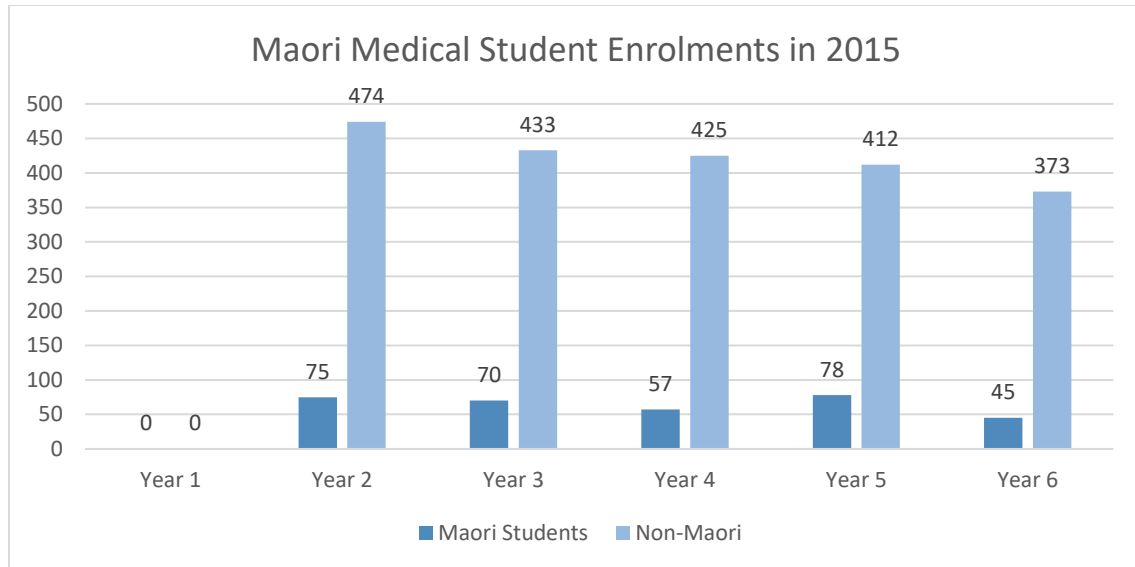
Enrolled Medical Students for 2015



Indigenous medical student Australia and New Zealand commencements, graduates and enrolments

		2004	2005	2006	2007	2008	2009	2010	2011	2012	2013	2014	2015
AUS	Comm	13	17	33	41	44	38	50	80	70	76	81	65
	Grad	14	11	7	12	8	13	11	15	14	24	35	
NZ	Comm						37	39	56	78	63	73	75
	Grad					29	26	22	30	33	35	34	





Total Indigenous Student Enrolments 2015

Australia 265 1.8% of total Australian domestic enrolments

New Zealand 325 13.3% of total NZ domestic enrolments

Indigenous Student Commencements 2015

Australia 65 2.0% of total Australian domestic commencements

New Zealand 75 13.7% of total NZ domestic commencements

Indigenous Student Graduates 2014

Australia 35 1.2% of total Australian domestic graduates

New Zealand 34 8.6% of total NZ domestic graduates