

## 2015 – 2016 Student Statistics Report

### SNAPSHOT FINDINGS

In 2016 in Australia the number of **commencing medical students** (domestic and international) has increased to 3828. This compares with 3777 in 2015 and predicted commencements of 3832 in 2017.

In 2016 there were 3215 Australian domestic commencing students. 7.4% of Australian domestic commencing students are full fee paying. This is an increase from previous years (6.7% in 2014 and 7.2% in 2015).

In 2015 24.5% (748) of the 3055 Australian domestic graduates were bonded either through the Bonded Medical Places (BMP) or Medical Rural Bonded Scholarship (MRBS) to work in areas of workforce shortage.

In 2016 Australia is **predicted to graduate** 3668 doctors (3142 domestic and 526 international). Based on previous trends it can be projected that a 1-3% attrition rate is expected in the final year of study to actual graduation.

For 2017, 2018 and 2019 we project approximately 3670, 3795 and 3843 **total Australian graduates** per year (assuming no attrition).

In 2015 **32.5%** of Australian domestic graduates **came from NSW/ACT medical schools**, which is a decline of 1.8% from 2014. This was followed by Australian domestic graduates coming from **VIC (24.8%)** and **QLD (21.9%)** medical schools. As predicted, there is an expected **decline** of graduates **coming from NSW medical schools** from 2014-2018 of approximately **2%**, whilst inversely there is an expected **1-2% increase** of graduates coming from **VIC medical schools**.

In 2016 New Zealand is **predicted to graduate** 508 doctors (475 domestic and 33 international).

In 2015, **44 Indigenous doctors** graduated from medical programs in Australia, an **increase of 25.7%** from the previous year. This compares with **44 Maori graduate doctors** from New Zealand schools in 2015 (which was an increase of 29.4% from 2014).

In 2016, in Australia, a further **83 Australian Indigenous students** enrolled in **year one** of medicine, a 27.7% increase from the previous year, which is **2.2%** of all commencing Australian medical students. This compares with **86 Maori students (14.9% of all commencing medical students)** in New Zealand schools.

Similar to 2014, the **percentage of female** Australian graduates was **50.7% in 2015**.

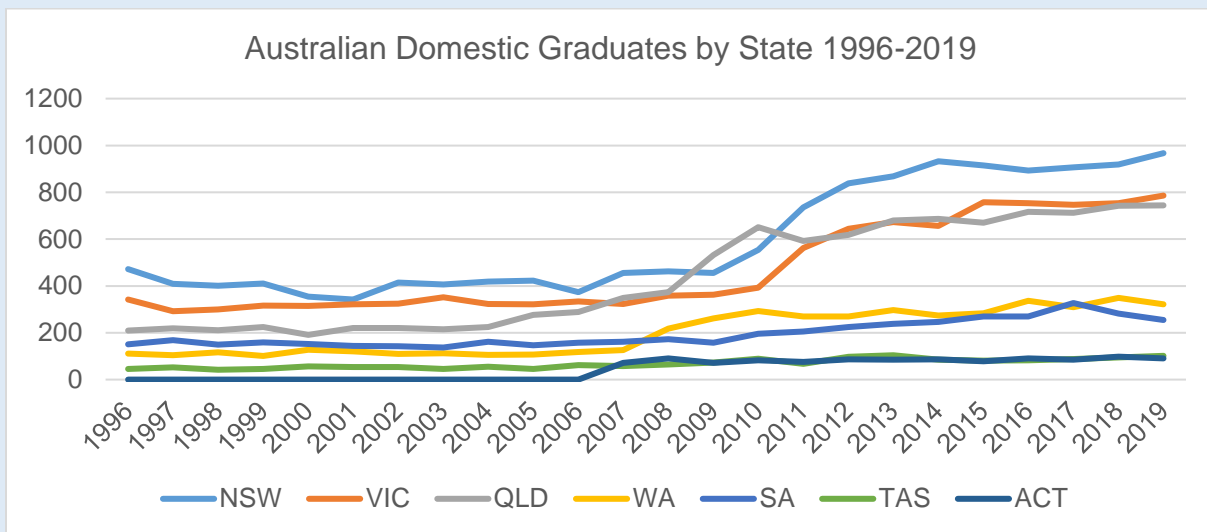
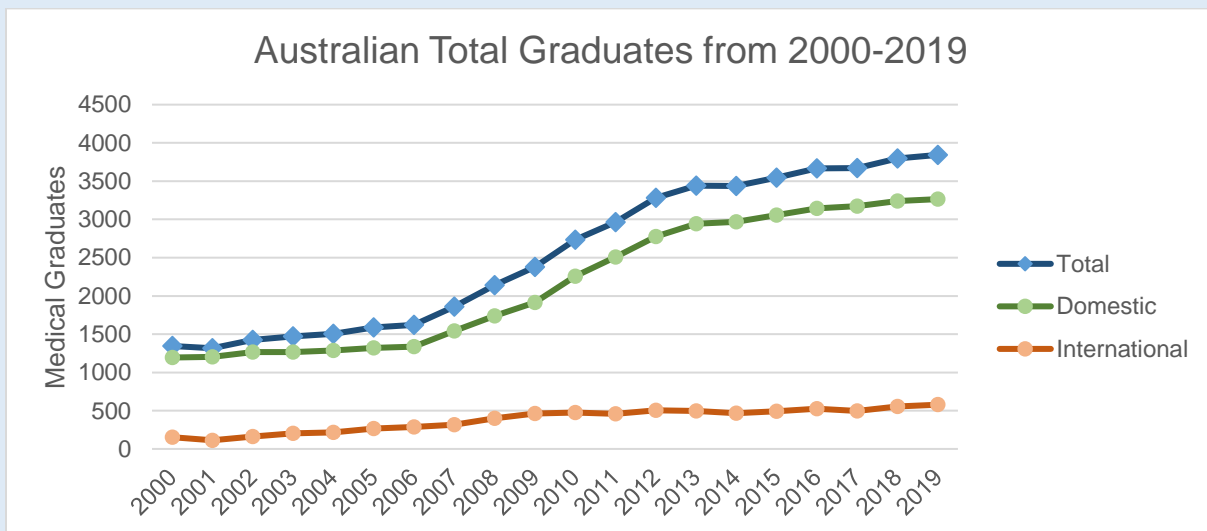
In 2016 in Australia 51.8% of **commencing** medical students were female compared with 58.3% of commencing female medical students in New Zealand schools.

In 2016 there were 1,052 **international students** studying in Australian medical programs in **off-shore campuses**. This makes up 29.0% of the total number of international students.

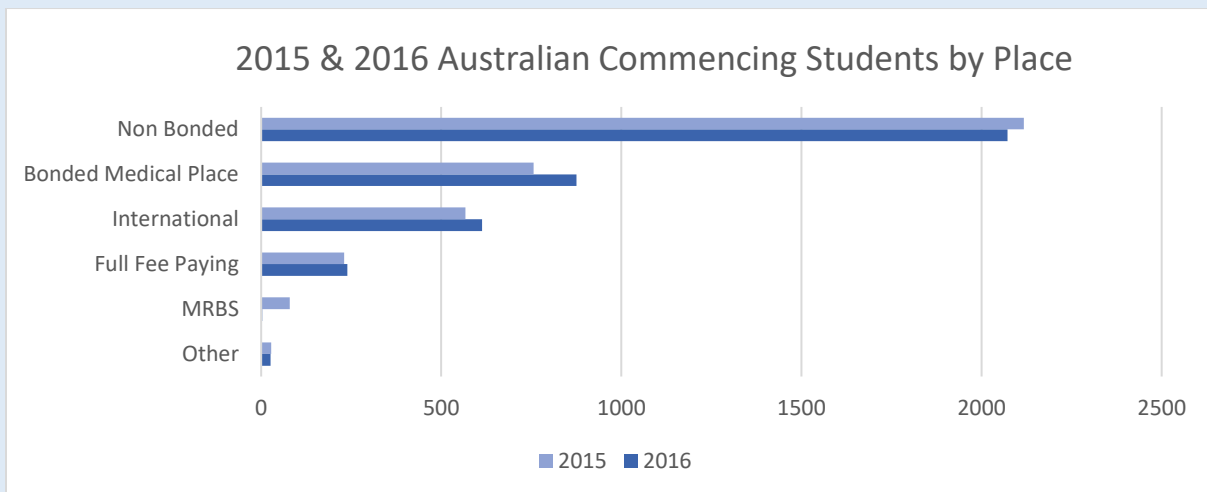
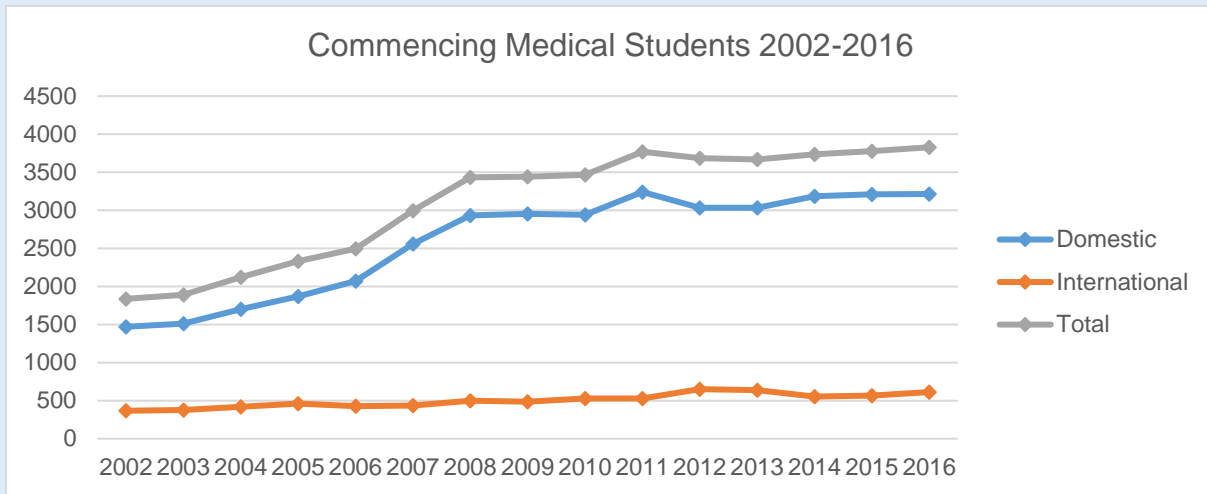
## DETAILED RESULTS

### Graduating Medical Students by Year (predicted from 2016 onwards)

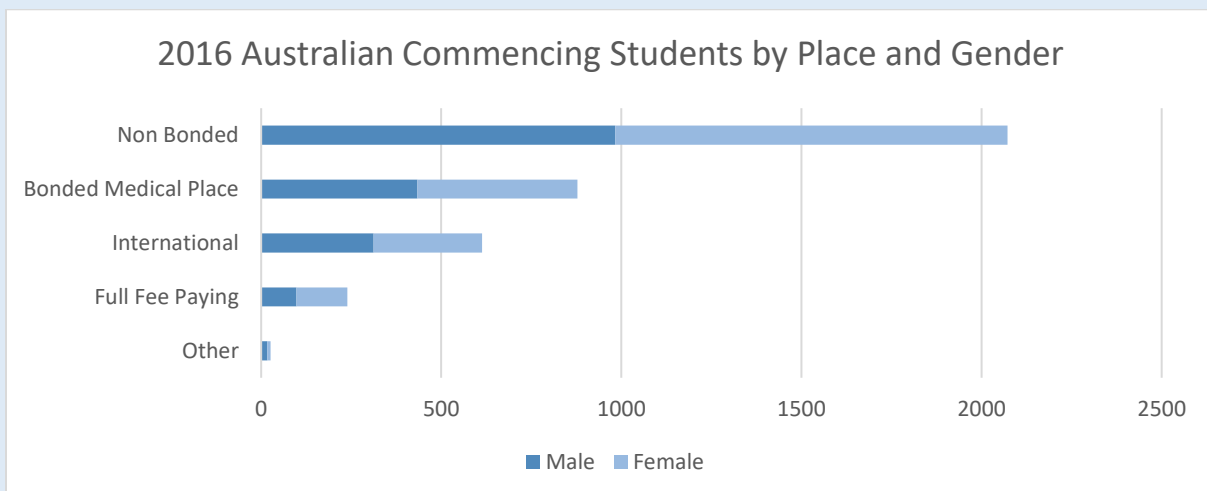
		2008	2009	2010	2011	2012	2013	2014	2015	2016	2017	2018	2019
AUS	Domestic	1738	1915	2259	2507	2777	2944	2968	3055	3142	3173	3240	3265
	International	401	465	474	457	504	497	469	492	526	497	555	578
	<b>TOTAL AUS</b>	2139	2380	2733	2964	3281	3441	3437	3547	3668	3670	3795	3843
NZ	Domestic	306	321	306	335	334	381	396	415	475	479	502	542
	International	52	43	78	75	34	54	32	22	33	27	38	31
	<b>Total NZ</b>	361	364	384	410	368	435	428	437	508	506	540	573



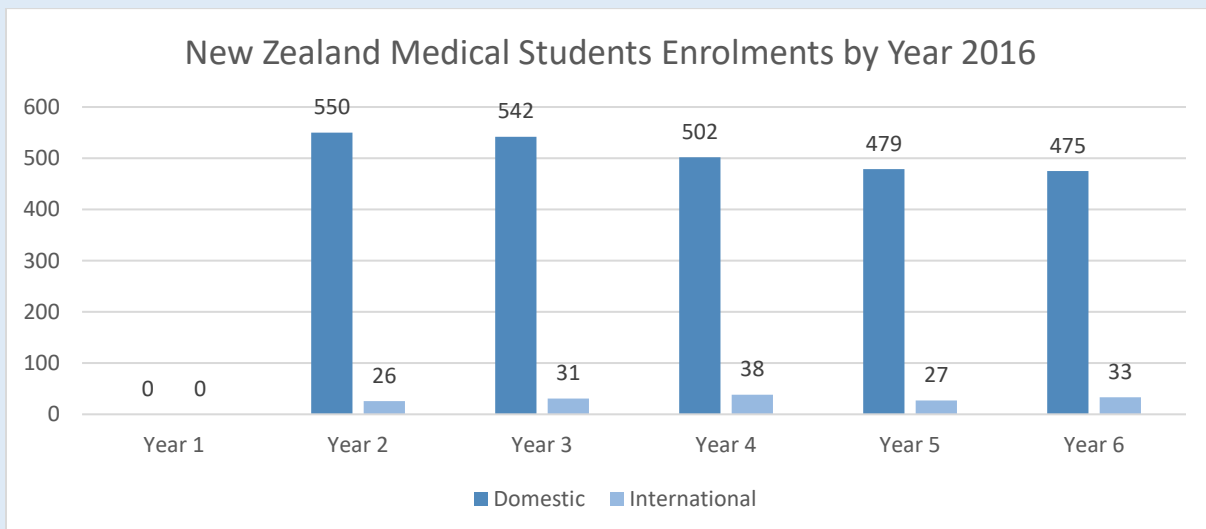
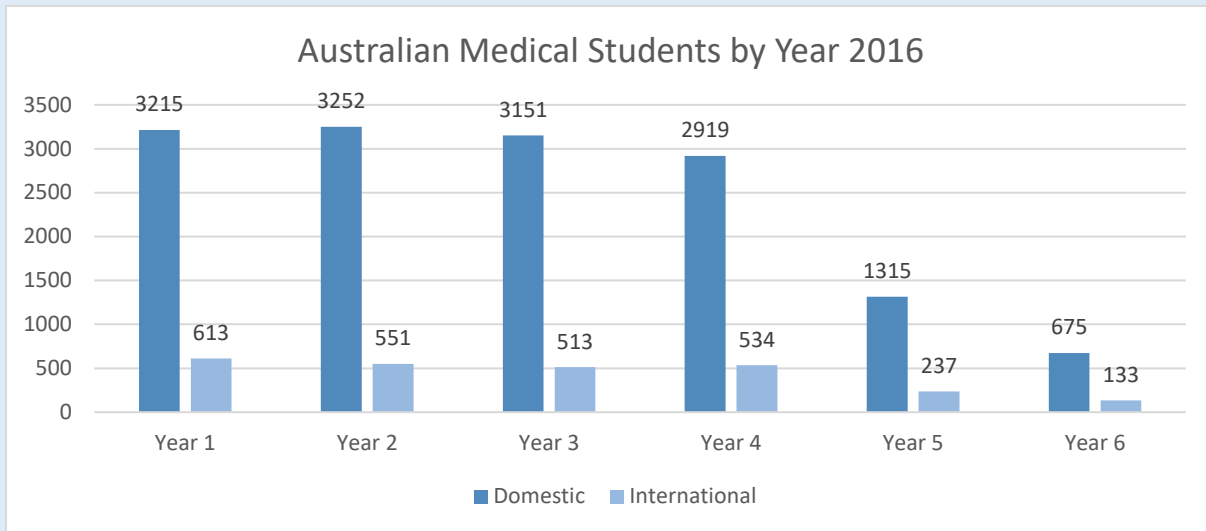
### Commencing Medical Students by Year



Please note that The Commonwealth Government had announced, as part of the 2015 Budget, that the Medical Rural Bonded Scholarship (MRBS) Scheme will be closed to new entrants from the 2016 academic year. These MRBS places have been transferred for use in the Bonded Medical Places Scheme.



## Enrolled Medical Students for 2016



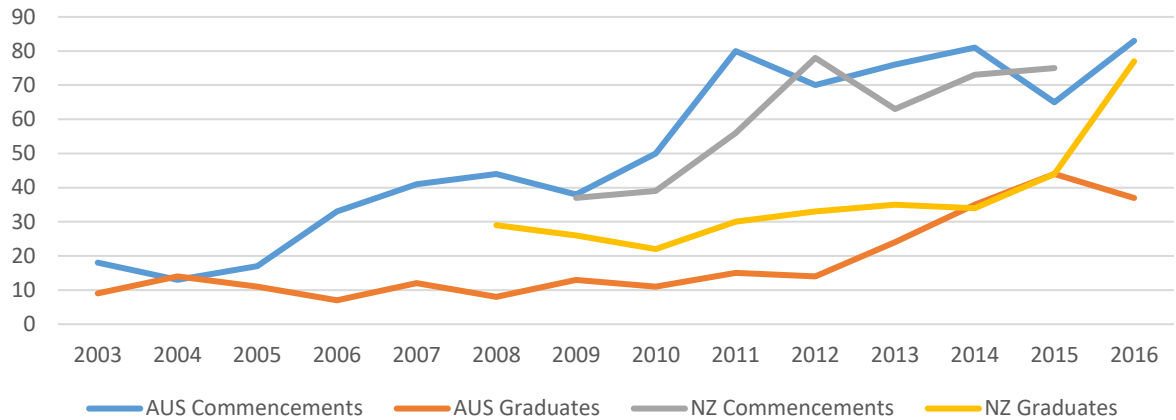
## Indigenous medical student Australia and New Zealand commencements, graduates and enrolments

		2004	2005	2006	2007	2008	2009	2010	2011	2012	2013	2014	2015	2016
AUS	Comm	13	17	33	41	44	38	50	80	70	76	81	65	83
	Grad	14	11	7	12	8	13	11	15	14	24	35	44	37 <sup>(a)</sup>
NZ	Comm						37	39	56	78	63	73	75	86
	Grad					29	26	22	30	33	35	34	44	77 <sup>(b)</sup>

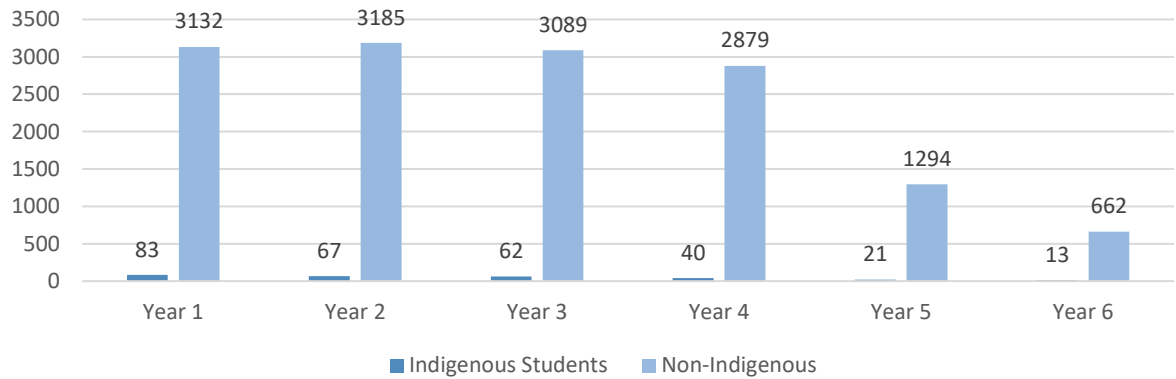
(a) Number is estimated from current final year Indigenous enrolments across all Australian Medical Schools

(b) Number is estimated from current final year Indigenous enrolments across all New Zealand Medical Schools

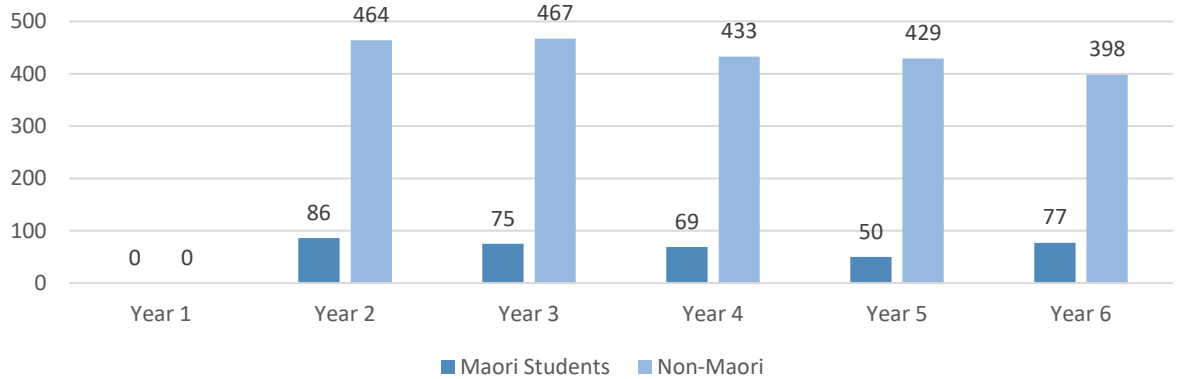
### Indigenous Medical Student Statistics



### Indigenous Australian Medical Students by Year compared to Total Domestic Australian Medical Students 2016



### Maori Medical Students by Year compared to Total Domestic NZ Medical Students 2016



*Total Indigenous Student Enrolments 2016*

Australia 286 2.0% of total Australian domestic enrolments

New Zealand 357 14.0% of total NZ domestic enrolments

*Indigenous Student Commencements 2015*

Australia 83 2.6% of total Australian domestic commencements

New Zealand 86 15.6% of total NZ domestic commencements

*Indigenous Student Graduates 2014*

Australia 44 1.4% of total Australian domestic graduates

New Zealand 44 10.6% of total NZ domestic graduates