

## 2016 – 2017 Student Statistics Report

### SNAPSHOT FINDINGS

In 2017 in Australia the number of **commencing medical students** (both domestic and international) was 3853. This compares with 3828 in 2016 and predicted commencements of 3867 in 2018.

In 2017 there were 3211 Australian domestic commencing students. 7.6% of Australian domestic commencing students are full fee paying. This is a marginal increase from previous years (7.2% in 2015 and 7.4% in 2016).

In 2016 25.1% (775) of the 3085 Australian domestic graduates were bonded either through the Bonded Medical Places (BMP) or Medical Rural Bonded Scholarship (MRBS) to work in areas of workforce shortage.

In 2017 Australia is **predicted to graduate** 3567 doctors (3086 domestic and 481 international). Based on previous trends it can be projected that a 1-3% attrition rate is expected in the final year of study to actual graduation.

For 2018, 2019 and 2020 we project approximately 3803, 3759 and 3702 **total Australian graduates** per year (assuming no attrition).

In 2016 **28.8%** of Australian domestic graduates **came from NSW/ACT medical schools**, which is a decline of 3.7% from 2015. This was followed by Australian domestic graduates coming from **VIC (24.2%)** and **QLD (22.2%)** medical schools.

In 2017 New Zealand is **predicted to graduate** 477 doctors (457 domestic and 20 international).

In 2016, **35 Indigenous doctors** graduated from medical programs in Australia, an increase of 133% over the last 5 years (since 2011). There were **77 Maori graduate doctors** from New Zealand schools in 2016 (which was an increase of 157% from 2011).

In 2017, in Australia, a further **78 Australian Indigenous students** enrolled in **year one** of medicine, a 6.0% decrease from the previous year, which is **2.0%** of all commencing Australian medical students. This compares with **101 Maori students (17.6% of all commencing medical students)** in New Zealand schools.

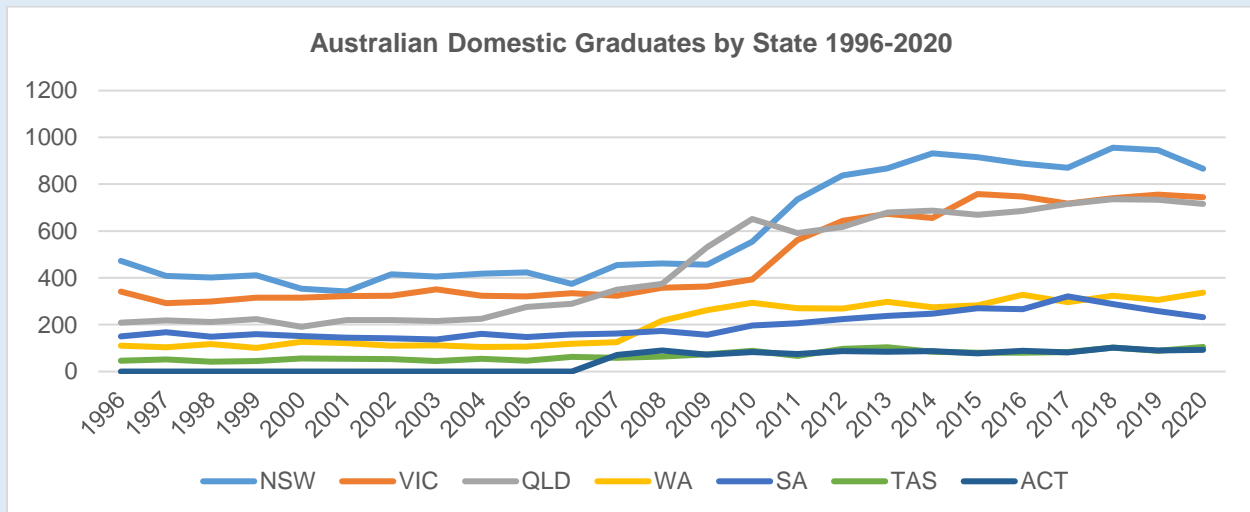
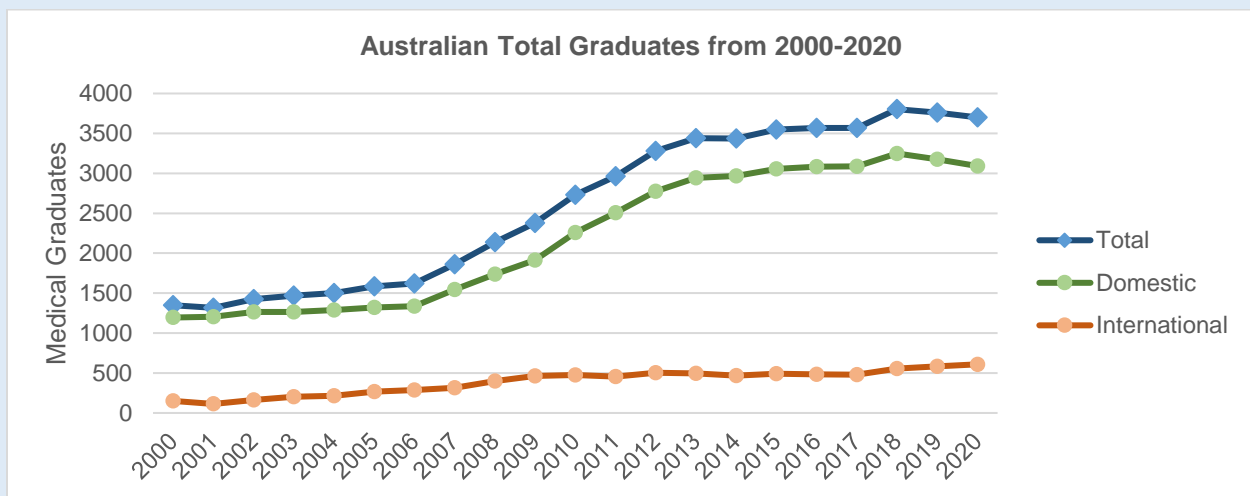
In 2017 in Australia 51.9% of **commencing** medical students were female compared with 58.7% of commencing female medical students in New Zealand schools.

In 2017 there were 1,070 **international students** studying in Australian medical programs in **off-shore campuses**. This makes up 28.6% of the total number of international students.

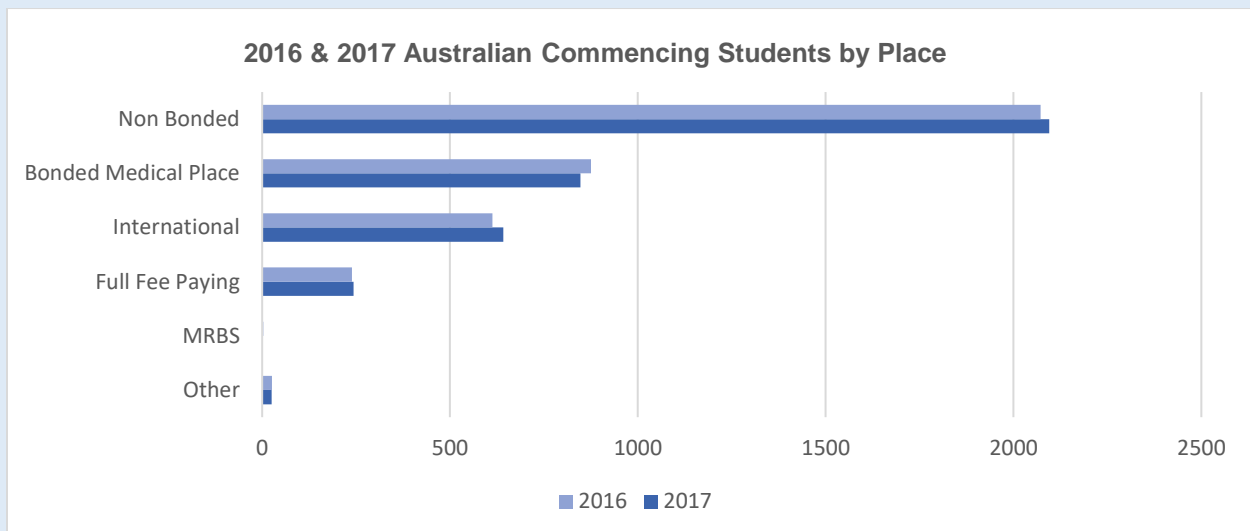
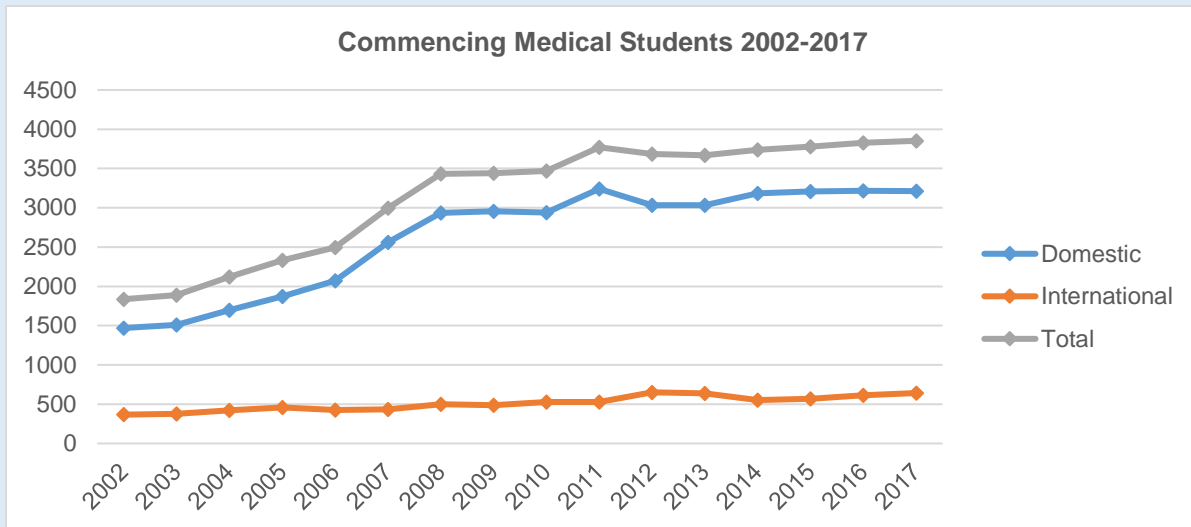
## DETAILED RESULTS

### Graduating Medical Students by Year (predicted from 2017 onwards)

		2009	2010	2011	2012	2013	2014	2015	2016	2017	2018	2019	2020
AUS	Domestic	1915	2259	2507	2777	2944	2968	3055	3085	3086	3249	3176	3093
	International	465	474	457	504	497	469	492	484	481	554	583	609
	<b>TOTAL AUS</b>	<b>2380</b>	<b>2733</b>	<b>2964</b>	<b>3281</b>	<b>3441</b>	<b>3437</b>	<b>3547</b>	<b>3569</b>	<b>3567</b>	<b>3803</b>	<b>3759</b>	<b>3702</b>
NZ	Domestic	321	306	335	334	381	396	415	468	457	495	532	546
	International	43	78	75	34	54	32	22	33	20	41	31	25
	<b>Total NZ</b>	<b>364</b>	<b>384</b>	<b>410</b>	<b>368</b>	<b>435</b>	<b>428</b>	<b>437</b>	<b>501</b>	<b>477</b>	<b>536</b>	<b>563</b>	<b>571</b>

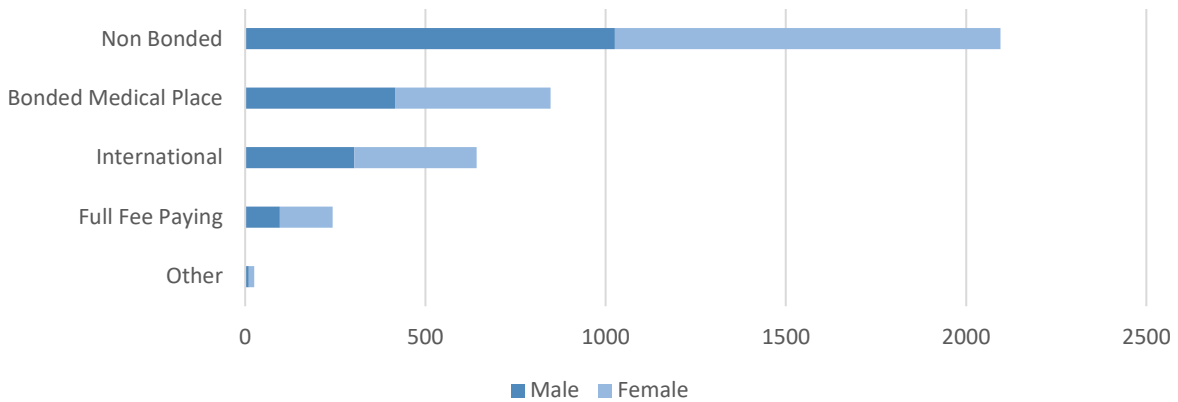


### Commencing Medical Students by Year



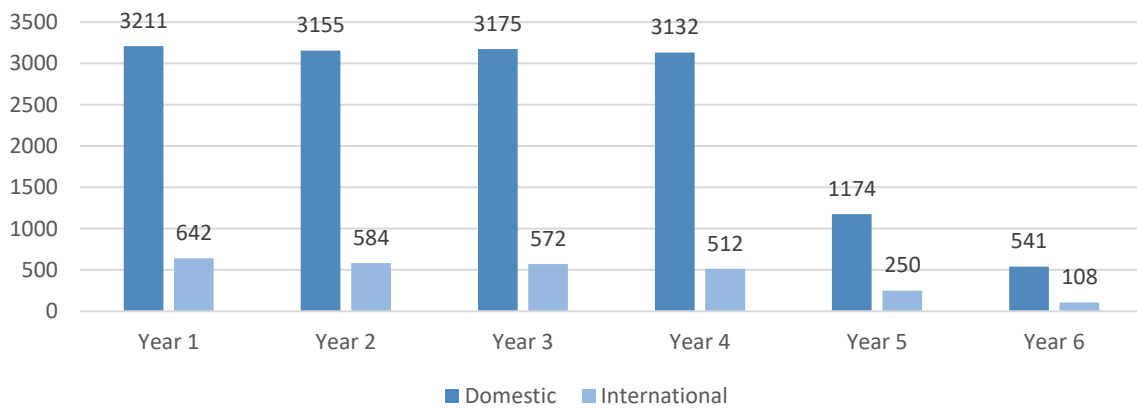
Please note that The Commonwealth Government had announced, as part of the 2015 Budget, that the Medical Rural Bonded Scholarship (MRBS) Scheme will be closed to new entrants from the 2017 academic year. These MRBS places have been transferred for use in the Bonded Medical Places Scheme.

**2017 Australian Commencing Students by Place and Gender**

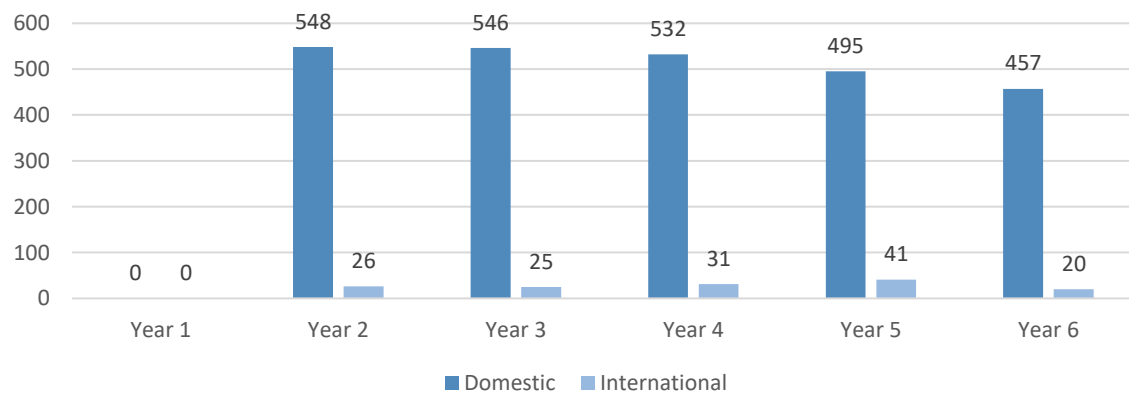


**Enrolled Medical Students for 2017**

**Australian Medical Students by Year 2017**



**New Zealand Medical Students Enrolments by Year 2017**

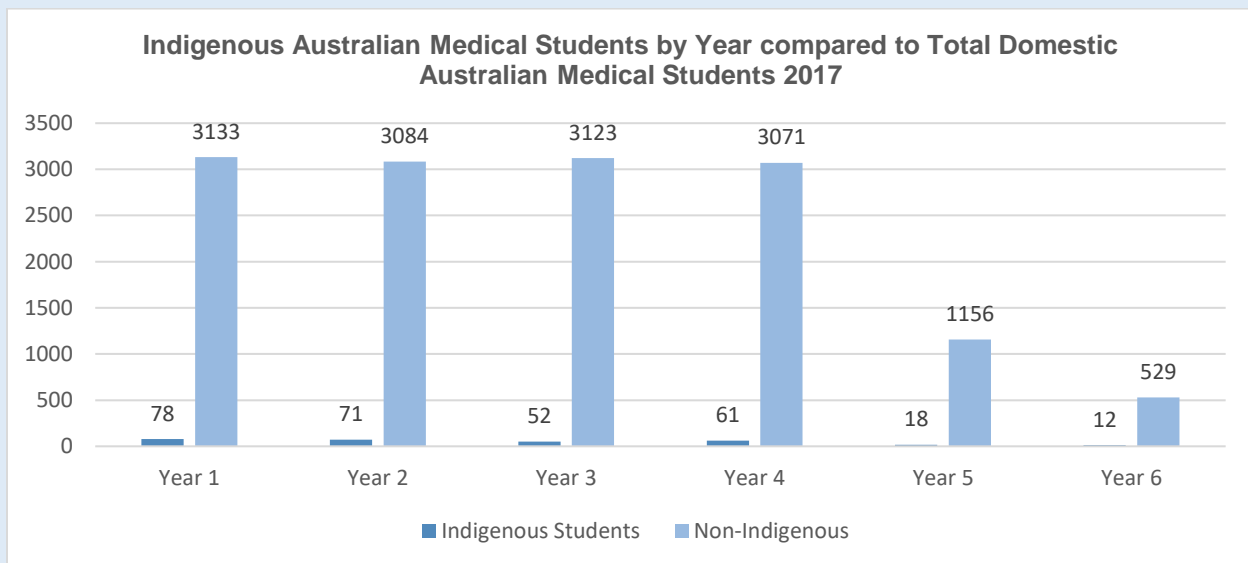
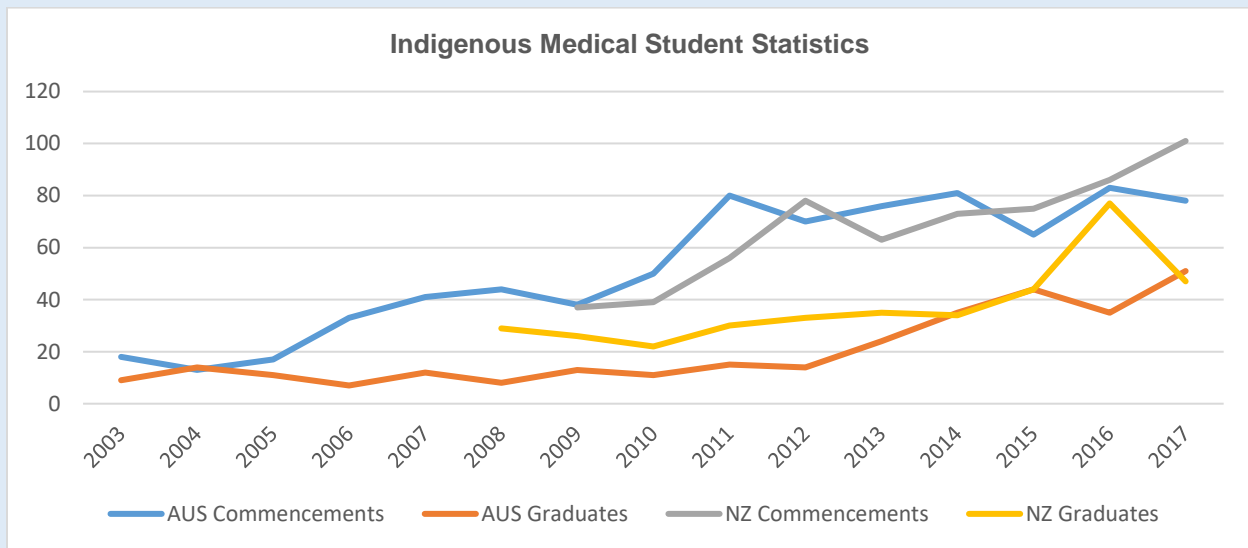


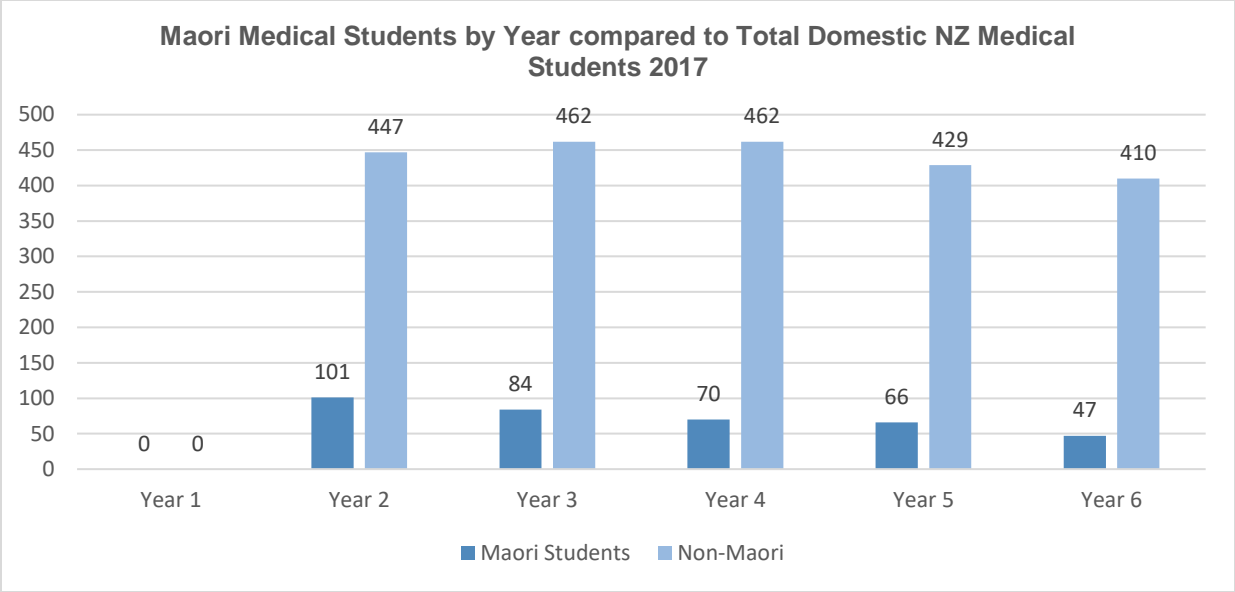
### Indigenous medical student Australia and New Zealand commencements, graduates and enrolments

		2005	2006	2007	2008	2009	2010	2011	2012	2013	2014	2015	2016	2017
AUS	Comm	17	33	41	44	38	50	80	70	76	81	65	83	78
	Grad	11	7	12	8	13	11	15	14	24	35	44	35	51 <sup>(a)</sup>
NZ	Comm					37	39	56	78	63	73	75	86	101
	Grad				29	26	22	30	33	35	34	44	77	47 <sup>(b)</sup>

(a) Number is estimated from current final year Indigenous enrolments across all Australian Medical Schools

(b) Number is estimated from current final year Indigenous enrolments across all New Zealand Medical Schools





**Total Indigenous Student Enrolments 2017**

Australia	292	2.0% of total Australian domestic enrolments
New Zealand	368	14.3% of total NZ domestic enrolments

**Indigenous Student Commencements 2017**

Australia	78	2.4% of total Australian domestic commencements
New Zealand	101	18.4% of total NZ domestic commencements

**Indigenous Student Graduates 2016**

Australia	35	1.1% of total Australian domestic graduates
New Zealand	77	16.5% of total NZ domestic graduates